



## Boo's Goo!


Join Bubbles in creating some of Boo's slimy goo using cornstarch, water, and paint!

While exploring a spooky cave, Bubbles and the gang meet Boo, a Hagfish who expels slime when she's frightened.

With help from an adult, you can make your own Boo slime!


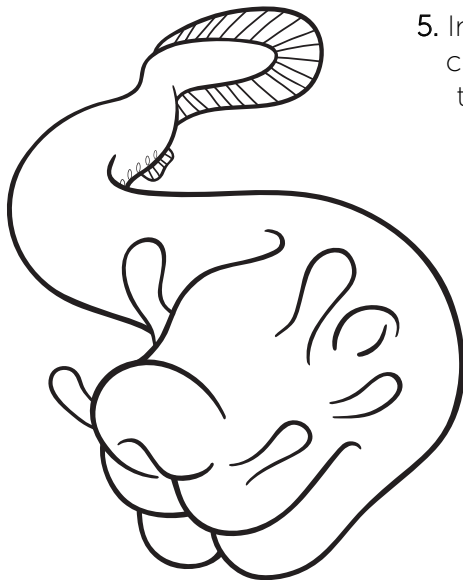
### Supplies:

- Cornstarch
- Water
- Non-toxic purple paint (or your favorite color)
- Trays or newspaper to protect the table
- Three mixing bowls
- Measuring cups
- Spoon



### How to:

1. With help from an adult, collect all of the materials and lay out the trays or newspaper on the table.
2. Measure one cup of cornstarch and one cup of water into a bowl.
3. Add a small squirt of non-toxic paint and mix with the spoon. Then, squish the mixture until all the ingredients are well mixed.
4. How does the slime feel in your hands? Is it goeey or drippy?
5. In the other two bowls, you can experiment with adding more cornstarch or more water to the original recipe, and seeing how that changes how the slime feels! You can also add different paint colors to make your own rainbow of ooey-goeey slime.



### Fin Fact!

Hagfish, like Boo, expel slime when they're scared so that they can protect themselves from predators!



FUNDING PROVIDED BY:

